



How to access webinar recordings:


1. Go to www.reomac.org.
2. Click on the member profile icon in the top right hand corner.




3. Log in to your profile.

PLEASE LOG IN TO CONTINUE

Please login to continue to the page you have requested.

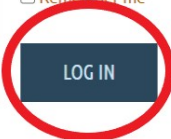
 Log in with Facebook

 Log in with Google

Email
REOMAC

Password


Remember me

 LOG IN [Forgot password](#)

4. Hover over the EDUCATION tab at the top of the Home Page.



5. Click on WEBINAR RECORDINGS.



6. Select the recording you would like to view and enter your name and email address on GoToWebinar.